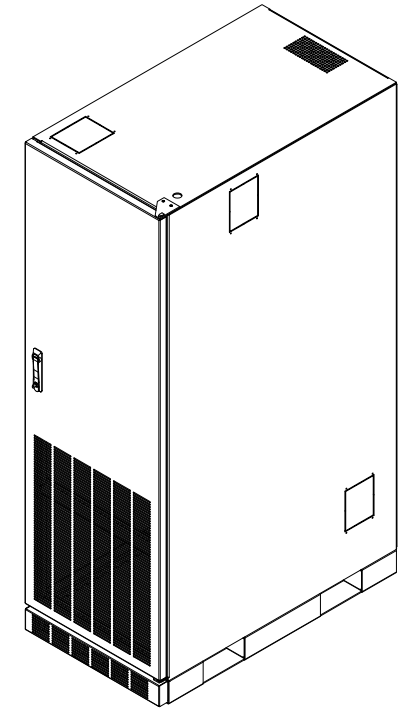


**NOTES:**

EMPTY CABINET WEIGHT: 425 LBS

1. NEMA 1 ENCLOSED BATTERY CABINET.
2. FACTORY ASSEMBLED CABINETS ARE LISTED TO UL 1778.
3. HEAVY GAUGE WELDED STEEL CONSTRUCTION.
4. FINISH IS BLACK DURABLE CHIP & CORROSION RESISTANT POWDER COAT.
5. FOR EASE OF CONDUIT INSTALLATION, (1) 6.25" X 5.125" CONDUIT PLATE IS PROVIDED TO REPLACE A KNOCKOUT IN THE CABINET. ALSO, (1) 18" X 16" ACCESS PLATE ALSO PROVIDED FOR THE TOP OF THE CABINET.
6. BATTERIES CAN BE ACCESSED FROM THE FRONT AND REAR.
7. CABINET CAN BE MOVED WITH PALLET JACK OR FORK LIFT AT PALLET JACK ACCESS POINTS LOCATED AT FRONT, REAR, OR SIDES OF THE CABINET. FROM THE SIDES, THE CABINET CAN BE MOVED WITH A STANDARD PALLET JACK (27" WIDTH FORKS). THE CABINET IS ONLY TO BE LIFTED FROM THE BOTTOM.
8. THE BC44S BATTERY CABINET (OPTIONAL CONFIGURATION) HAS BEEN CERTIFIED TO MEET THE 2015 EDITION OF THE INTERNATIONAL BUILDING CODE (IBC) AND THE 2016 EDITION OF THE CALIFORNIA BUILDING CODE (CBC) TO MEET DESIGN CATEGORY F, SS = 2.0 AND IMPORTANCE FACTOR 1.5.



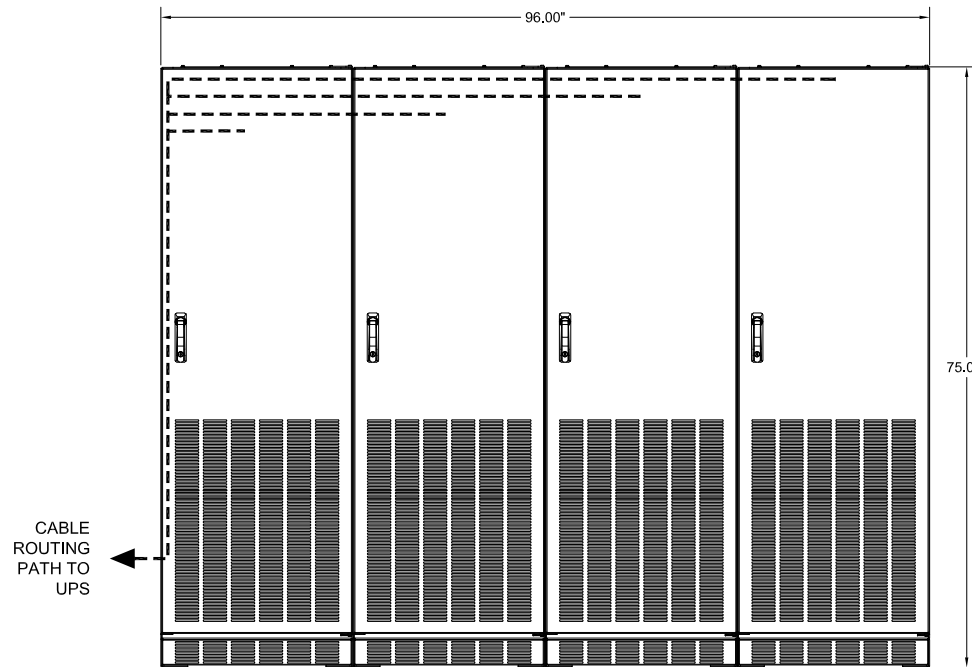
<b>BC44 BATTERY CABINET</b>			
<b>FOR USE WITH GE TME SERIES 15-90 KVA UPS</b>			
<b>MECHANICAL DRAWING</b>			
THE INFORMATION CONTAINED IN THIS DRAWING IS THE SOLE PROPERTY OF C&C POWER, INC. ANY REPRODUCTION WITHOUT THE WRITTEN CONSENT OF C&C POWER, INC IS PROHIBITED.			
DIMENSIONS ARE IN INCHES		INITIALS	DATE
TOLERANCES:		DRAWN	10/02/2017
DECIMALS:	ANGLES:	PFM	
.XX ±.13	±1°	CHECKED	10/4/2017
.XXX ±.082		CH	
SCALE:	SHEET:	REV:	
NTS	A	1	
SHEET 1 OF 1			



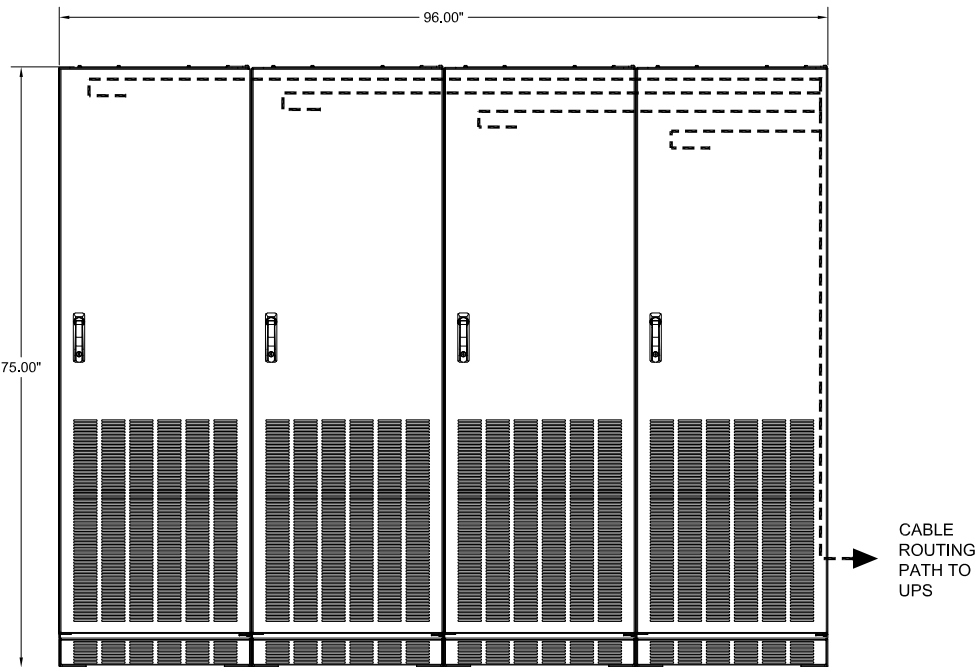
Manufactured by C&C Power for GE

© 2017 C&C POWER, INC. ALL RIGHTS RESERVED

DRAWING # 9164-SDF04-TIME/REV 1



FRONT VIEW  
(UPS ON LEFT SIDE OF LINEUP)



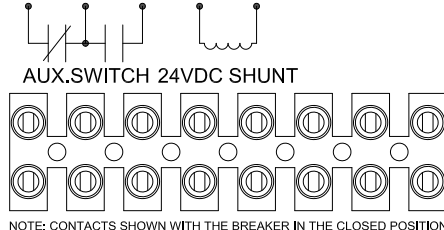
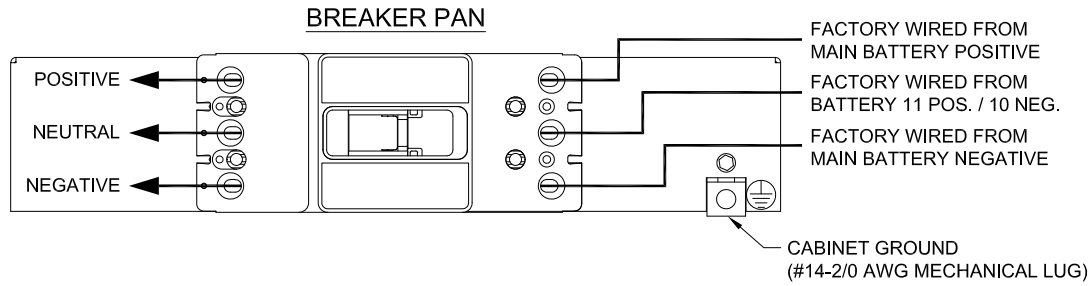
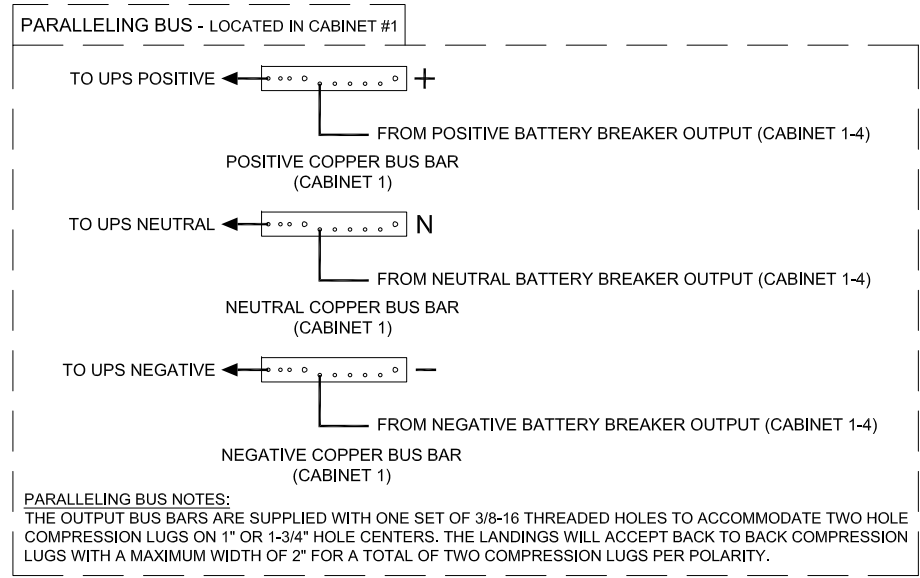
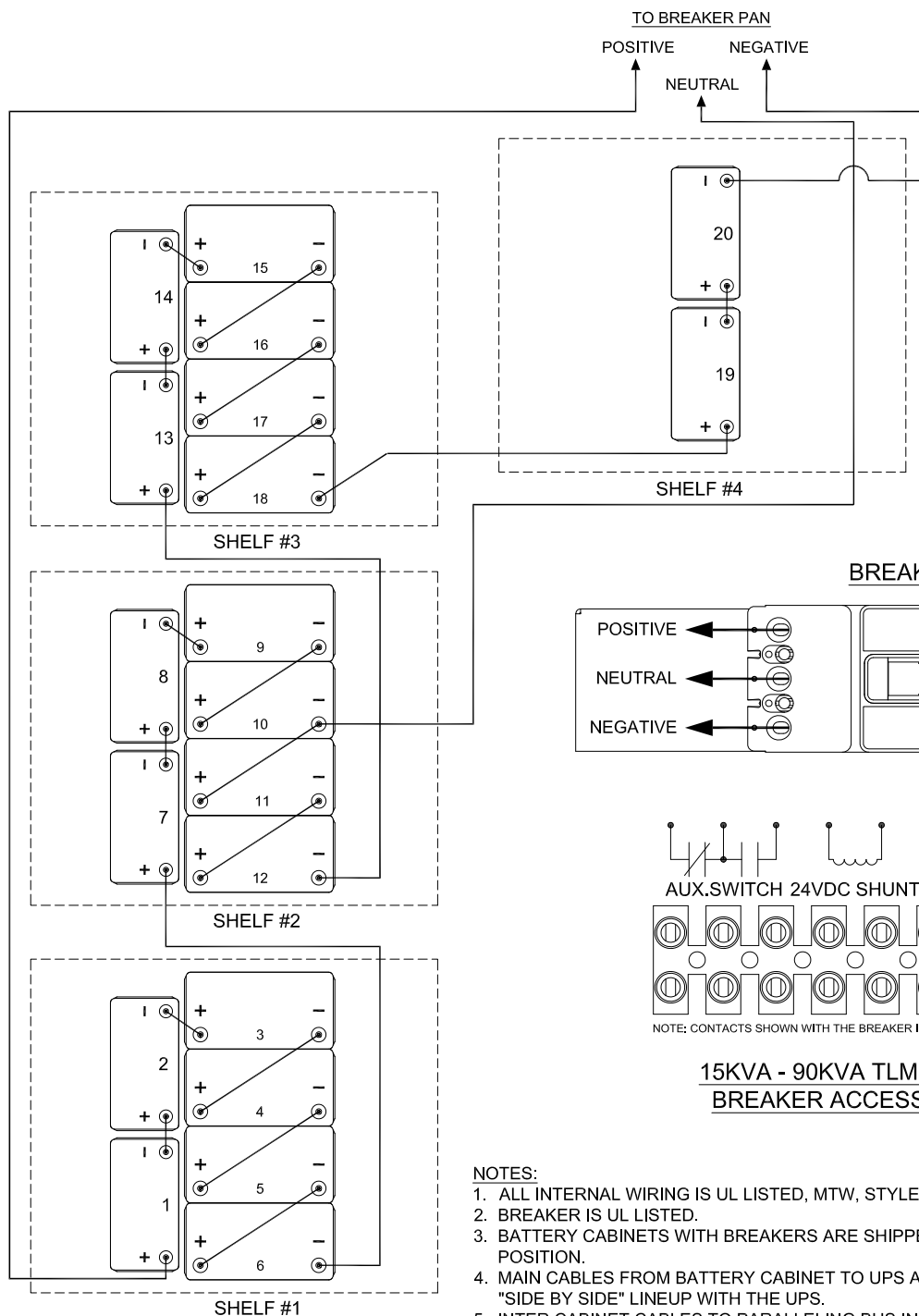
FRONT VIEW  
(UPS ON RIGHT SIDE OF LINEUP)

<b>BC44 (4) BATTERY CABINET SYSTEM</b>			
FOR USE WITH GE TME SERIES 15-90 KVA UPS			
<b>MECHANICAL DRAWING</b>			
THE INFORMATION CONTAINED IN THIS DRAWING IS THE SOLE PROPERTY OF C&C POWER, INC. ANY REPRODUCTION WITHOUT THE WRITTEN CONSENT OF C&C POWER, INC IS PROHIBITED.			
DIMENSIONS ARE IN INCHES		INITIALS	DATE
TOLERANCES:		DRAWN PFM	10/02/2017
DECIMALS: .XX ±.13	ANGLES: ±1°	CHECKED CH	10/4/2017
SCALE: NTS	SER: A	REV: 1	SHEET 1 OF 2



Manufactured by C&C Power for GE

©2017 C&C POWER, INC. ALL RIGHTS RESERVED



**15KVA - 90KVA TLM SERIES  
 BREAKER ACCESSORIES**

- NOTES:**
1. ALL INTERNAL WIRING IS UL LISTED, MTW, STYLE, 105C, EXTRA FLEXIBLE CABLE.
  2. BREAKER IS UL LISTED.
  3. BATTERY CABINETS WITH BREAKERS ARE SHIPPED WITH BREAKER IN THE OFF/OPEN POSITION.
  4. MAIN CABLES FROM BATTERY CABINET TO UPS ARE INCLUDED AND ARE SIZED FOR A "SIDE BY SIDE" LINEUP WITH THE UPS.
  5. INTER CABINET CABLES TO PARALLELING BUS IN CABINET 1 ARE INCLUDED AND ARE SIZED FOR A "SIDE BY SIDE" LINEUP.
  6. CABINETS ARE SHIPPED WITH A BATTERY JUMPER REMOVED TO BREAK STRING VOLTAGE FOR ADDED SAFETY IN SHIPPING.
  7. GROUND CONNECTION IS #14-2/0 AWG MECHANICAL LUG.

CABLE KIT SIZING		
MAIN BREAKER MAX AMPS	INTERCABINET	MAINS TO UPS
50	8 AWG THHW	8 AWG THHW
70	8 AWG THHW	4 AWG THHW

**240 (+120/-120) VDC WIRING  
 TYPICAL PER CABINET**

**BC44 (4) BATTERY CABINET SYSTEM**  
 FOR USE WITH GE TME SERIES 15-90 KVA UPS

**ELECTRICAL DRAWING**

THE INFORMATION CONTAINED IN THIS DRAWING IS THE SOLE PROPERTY OF C&C POWER, INC. ANY REPRODUCTION WITHOUT THE WRITTEN CONSENT OF C&C POWER, INC IS PROHIBITED.

DIMENSIONS ARE IN INCHES	INITIALS	DATE
TOLERANCES: DECIMALS: .XX ±.13 .XXX ±.082	DRAWN PFM CHECKED CH	10/02/2017 10/4/2017

SCALE: SEE A NTS REV: 1 SHEET 2 OF 2

Manufactured by C&C Power for GE

©2017 C&C POWER, INC. ALL RIGHTS RESERVED

DRAWING #: 91644-SDF04-TIMEZ-REV 1